








CAPSULE SIZES							
Weight							
mg	163	118	96	76	61	48	38
Tolerance mg	±10	±7	±6	±5	±4	±3	±3
Capacity							
Capsule Volume mL	1.37	0.91	0.68	0.50	0.37	0.30	0.21
<i>Powder Density - Capsule Capacity mg</i>							
0.6g/mL	822	546	408	300	222	180	126
0.8g/mL	1096	728	544	400	296	240	168
1g/mL	1370	910	680	500	370	300	210
1.2g/mL	1644	1092	816	600	444	360	252
Length of the Capsule Parts (Body and Cap)							
Body Inches	0.874	0.796	0.726	0.654	0.601	0.535	0.480
Tolerance Inches	±0.018	±0.018	±0.018	±0.018	±0.018	±0.018	±0.018
Body mm	22.20	20.22	18.44	16.61	15.27	13.59	12.19
Tolerance mm	±0.46	±0.46	±0.46	±0.46	±0.46	±0.46	±0.46
Cap Inches	0.510	0.462	0.422	0.385	0.352	0.318	0.284
Tolerance Inches	±0.018	±0.018	±0.018	±0.018	±0.018	±0.018	±0.018
Cap mm	12.95	11.74	10.72	9.78	8.94	8.08	7.21
Tolerance mm	±0.46	±0.46	±0.46	±0.46	±0.46	±0.46	±0.46
External Diameter*							
Body Inches	0.376	0.322	0.289	0.261	0.239	0.219	0.199
Body mm	9.55	8.18	7.34	6.63	6.07	5.57	5.05
Cap Inches	0.390	0.336	0.300	0.272	0.250	0.229	0.209
Cap mm	9.91	8.53	7.64	6.91	6.35	5.82	5.32
Overall Closed Length							
Inches	1.029	0.917	0.854	0.765	0.709	0.626	0.563
Tolerance Inches	±0.012	±0.012	±0.012	±0.012	±0.012	±0.012	±0.012
mm	26.1	23.3	21.7	19.4	18.0	15.9	14.3
Tolerance mm	±0.3	±0.3	±0.3	±0.3	±0.3	±0.3	±0.3

*All tolerances ±0.002 inches or ±0.06mm